





# VIDA MG WHEELCHAIR

The VIDA MG, made from ultra-light magnesium and weighing just 6.7kg, opens up a world of freedom and convenience – perfect for those who love to travel and explore without limits.


The ergonomic contoured seat shape maximises comfort and supports posture by preventing users from sliding forward in the seat, perfect for a comfortable ride outdoors!



Minimum Chair Weight  
**6.7kg**



**Upholstery** Teal Mesh  
**Frame Finish** Matte  
Attendant Propelled



**Upholstery** Teal Mesh  
**Frame Finish** Gloss  
Self Propelled



**5** YEAR WARRANTY  
Frame

**1** YEAR WARRANTY  
Components

Australia  
**1300 133 120** | [aspirecare.com.au](https://aspirecare.com.au)

United Kingdom  
**01622 541235** | [aidacare.co.uk](https://aidacare.co.uk)



# MAGNESIUM

## ULTRA LIGHTWEIGHT, COMFORTABLE & STYLISH

View our Aspire Wheelchair Accessories Range

**Ergonomic Contouring**  
For superior comfort

Self Propelled  
Gloss | MWS449873

Attendant Propelled  
Matte | MWS449872

Adjustable and detachable leg rests designed for ease of storage and transport

Intuitive folding frame and hinged backrest make transportation compact and easy

Rear storage pocket for essentials

Attendant operated hand brakes with parking lock

VIDA MG WHEELCHAIR	Overall Length x Width x Height mm/in	Seat Depth x Width mm/in	Anterior x Posterior Seat Height mm/in	Backrest Height mm/in	Armrest Height mm/in	Minimum Chair Weight kg/lbs	Total Chair Weight kg/lbs	Rear Wheel in
Attendant Propelled MWS449872	995 x 650 x 930 / 39 x 25.5 x 36.5	420 x 450 / 16.5 x 18	500 x 460 / 19.5 x 18	430 / 17	200 / 8	6.7 / 15	9.5 / 21	13
Self Propelled MWS449873	1040 x 690 x 950 / 41 x 27 x 37.4	420 x 450 / 16.5 x 18	500 x 460 / 19.5 x 18	430 / 17	200 / 8	6.7 / 15	11.5 / 25	22

\*Range of motion dimensions are accurate to a +/-10mm tolerance